

**Schedule 2
FORM ECSRC – OR**

(Select One)

QUARTERLY FINANCIAL REPORT for the period ended March 31, 2018
Pursuant to Section 98(2) of the Securities Act, 2001

OR

TRANSITION REPORT
for the transition period from _____ to _____
Pursuant to Section 98(2) of the Securities Act, 2001
(Applicable where there is a change in reporting issuer's financial year)

Issuer Registration Number: DOMLEC30041975DM

DOMINICA ELECTRICITY SERVICES LIMITED

(Exact name of reporting issuer as specified in its charter)

DOMINICA

(Territory or jurisdiction of incorporation)

P.O. BOX 1593, 18 CASTLE STREET, ROSEAU, DOMINICA

(Address of principal executive Offices)

(Reporting issuer's:

Telephone number (including area code): (767) 255 6000

Fax number: (767) 448 5397

Email address: domlec@domlec.dm

N/A

(Former name, former address and former financial year, if changed since last report)

(Provide information stipulated in paragraphs 1 to 8 hereunder)

Indicate the number of outstanding shares of each of the reporting issuer's classes of common stock, as of the date of completion of this report. _____

CLASS	NUMBER
Ordinary	10,417,328

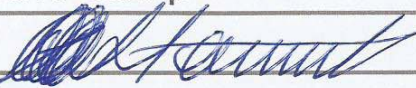
SIGNATURES

A Director, the Chief Executive Officer and Chief Financial Officer of the company shall sign this Annual Report on behalf of the company. By so doing each certifies that he has made diligent efforts to verify the material accuracy and completeness of the information herein contained.

The Chief Financial Officer by signing this form is hereby certifying that the financial statements submitted fairly state the company's financial position and results of operations, or receipts and disbursements, as of the dates and period(s) indicated. The Chief Financial Officer further certifies that all financial statements submitted herewith are prepared in accordance with International Accounting Standards consistently applied (except as stated in the notes thereto) and (with respect to year-end figures) including all adjustments necessary for fair presentation under the circumstances.

Name of Chief Executive Officer (Ag)


Dave Stamp


Signature

2018/6/28
Date

Name of Director:


Frederica James


Signature

June 28, 2018
Date

Name of Chief Financial Officer:

Marvelin Etienne


Signature

June 28, 2018
Date

INFORMATION TO BE INCLUDED IN FORM ECSRC-OR

1. Financial Statements

Provide Financial Statements for the period being reported in accordance with International Accounting Standards. The format of the financial statements should be similar to those provided with the registration statement. Include the following:

- (a) Condensed Balance Sheet as of the end of the most recent financial year and just concluded reporting period.
- (b) Condensed Statement of Income for the just concluded reporting period and the corresponding period in the previous financial year along with interim three, six and nine months of the current financial year and corresponding period in the previous financial year.
- (c) Condensed Statement of Cash Flows for the just concluded reporting period and the corresponding period in the previous financial year along with the interim three, six and nine months of the current financial year and the corresponding period in the previous financial year.
- (d) By way of *Notes to Condensed Financial Statements*, provide explanation of items in the financial statements and indicate any deviations from generally accepted accounting practices.

2. Management's Discussion and Analysis of Financial Condition and Results of Operation.

Discuss the reporting issuer's financial condition covering aspects such as liquidity, capital resources, changes in financial condition and results of operations during the reporting period. Discussions of liquidity and capital resources may be combined whenever the two topics are interrelated. Discussion of material changes should be from the end of the preceding financial year to the date of the most recent interim report.

The Management's Discussion and Analysis should disclose sufficient information to enable investors to judge:

1. The quality of earnings;
2. The likelihood that past performance is indicative of future performance; and
3. The issuer's general financial condition and outlook.

It should disclose information over and above that which is provided in the management accounts and should not be merely a description of the movements in the financial statements in narrative form or an otherwise uninformative series of technical responses. It should provide management's perspective of the company that enables investors to view the business from the vantage point of management.

The discussion should focus on aspects such as liquidity; capital resources; changes in financial condition; results of operations; material trends and uncertainties and measures

taken or to be taken to address unfavourable trends; key performance indicators; and non-financial indicators.

General Discussion and Analysis of Financial Condition

For the first quarter ending March 31st 2018, Domlec recorded a net loss before tax of EC\$5.85 million whereas in the same period of 2017, the company recorded profit before tax of EC\$1.38 million. This decline in profits of EC\$7.23 million was driven by the unexpected passage of Category 5 Hurricane Maria on September 18, 2017 that has negatively impacted the company's operations.

- Total revenue for the quarter was EC\$7.42 million, a decrease of 65.4% or EC\$14.02 million from 2017.
- Revenue from fuel surcharge also dropped by 55.3% from EC\$5.50 million in 2017 to EC\$2.46 million this quarter.

Unit sales totalled 8.34 GWh compared to 23.21 GWh in 2017, a decline of 64.0%. Sales units to all sectors recorded significant decreases when compared to last year. The two largest sectors Domestic and Commercial recorded declines of 77.8% and 47.2% respectively. Sales to the other sectors declined by 91.5% for Street lighting, 81.5% for Hotel and 60.5% for the Industrial Sector.

Operating expenses totalled EC\$12.98 million; a decrease of EC\$6.90 million or 34.7% from EC\$19.88 million in 2017.

Liquidity and Capital Resources

Provide a narrative explanation of the following (but not limited to):

- i) The reporting issuer's financial condition covering aspects such as liquidity, capital resources, changes in financial condition and results of operations.
- ii) Any known trends, demands, commitments, events or uncertainties that will result in, or that are reasonably likely to result in, the issuer's liquidity increasing or decreasing in any material way. If a deficiency is identified, indicate the course of action that the reporting issuer has taken or proposes to take to remedy the deficiency.
- iii) The issuer's internal and external sources of liquidity and any material unused sources of liquid assets.
- iv) Provisions contained in financial guarantees or commitments, debt or lease agreements or other arrangements that could trigger a requirement for an early payment, additional collateral support, changes in terms, acceleration of maturity, or the creation of an additional financial obligation such as adverse changes in the issuer's financial ratios, earnings, cash flows or stock price or changes in the value of underlying, linked or indexed assets.

- v) Circumstances that could impair the issuer's ability to continue to engage in transactions that have been integral to historical operations or are financially or operationally essential or that could render that activity commercially impracticable such as the inability to maintain a specified level of earnings, earnings per share, financial ratios or collateral.
- vi) Factors specific to the issuer and its markets that the issuer expects will affect its ability to raise short-term and long-term financing, guarantees of debt or other commitment to third parties, and written options on non-financial assets.
- vii) The relevant maturity grouping of assets and liabilities based on the remaining period at the balance sheet date to the contractual maturity date. Commentary should provide information about effective periods and the way the risks associated with different maturity and interest profiles are managed and controlled.
- viii) The issuer's material commitments for capital expenditures as of the end of the latest fiscal period, and indicate the general purposes of such commitments and the anticipated source of funds needed to fulfil such commitments.
- ix) Any known material trends, favorable or unfavorable, in the issuer's capital resources, including any expected material changes in the mix and relative cost of capital resources, considering changes between debt, equity and any off-balance sheet financing arrangements.

Discussion of Liquidity and Capital Resources

(a) Liquidity

Total outstanding debt in the first quarter declined in comparison to the same period last year. Trade receivables (excluding unbilled sales) stood at EC\$6.92 million at the end of this quarter compared to EC\$8.02 million in 2017.

Debt within the Commercial sector represented the major portion of collectibles, accounting for 35.7% of gross receivables, while Government debt represented 35.3% and the Domestic customers' debt of 21.6%.

Given the focus on restoration, the company has embarked on a strict debt management plan to effectively recover its outstanding debt. The company also monitors its liquidity requirements on a continuous basis to ensure it has sufficient cash to meet its short-term obligations.

(b) Capital Resources

The company has committed EC \$12.31 million during the period for acquiring fixed assets and funding for hurricane restoration. To date EC\$10.78 million has been spent. These were funded from internally generated funds and external financing from its credit facility. Domlec has reviewed its programme for capital expenditure as priorities have shifted to restoration following the impact of Hurricane Maria.

Off Balance Sheet Arrangements

Provide a narrative explanation of the following (but not limited to):

- i) Disclosures concerning transactions, arrangements and other relationships with unconsolidated entities or other persons that are reasonably likely to materially affect liquidity or the availability of, or requirements for capital resources.
- ii) The extent of the issuer's reliance on off-balance sheet arrangements should be described fully and clearly where those entities provide financing, liquidity, market or credit risk support, or expose the issuer to liability that is not reflected on the face of the financial statements.
- iii) Off-balance sheet arrangements such as their business purposes and activities, their economic substance, the key terms and conditions of any commitments, the initial on-going relationship with the issuer and its affiliates and the potential risk exposures resulting from its contractual or other commitments involving the off-balance sheet arrangements.
- iv) The effects on the issuer's business and financial condition of the entity's termination if it has a finite life or it is reasonably likely that the issuer's arrangements with the entity may be discontinued in the foreseeable future.

No Off Balance Sheet Arrangements exist

Results of Operations

In discussing results of operations, issuers should highlight the company's products and services, facilities and future direction. There should be a discussion of operating considerations and unusual events, which have influenced results for the reporting period. Additionally, any trends or uncertainties that might materially affect operating results in the future should be discussed.

Provide a narrative explanation of the following (but not limited to):

- i) Any unusual or infrequent events or transactions or any significant economic changes that materially affected the amount of reported income from continuing operations and, in each case, the extent to which income was so affected.
- ii) Significant components of revenues or expenses that should, in the company's judgment, be described in order to understand the issuer's results of operations.
- iii) Known trends or uncertainties that have had or that the issuer reasonably expects will have a material favorable or unfavorable impact on net sales or revenues or income from continuing operations.
- iv) Known events that will cause a material change in the relationship between costs and revenues (such as price increases, costs of labour or materials), and changes in relationships should be disclosed.
- v) The extent to which material increases in net sales or revenues are attributable to increases in prices or to increases in the volume or amount of goods or services being sold or to the introduction of new products or services.
- vi) Matters that will have an impact on future operations and have not had an impact in the past.
- vii) Matters that have had an impact on reported operations and are not expected to have an impact upon future operations
- viii) Off-balance sheet transactions, arrangements, obligations (including contingent obligations), and other relationships that have or are reasonably likely to have a current or future effect on the registrant's financial condition, changes in financial condition, revenues or expenses, results of operations, liquidity, capital expenditures or capital resources.
- ix) Performance goals, systems and, controls.

Overview of Results of Operations

Overview of results of operations

Energy sales at March 31, was 64.1% lower than the same period in 2017 and 27.3% lower than budget. This is due to the impact of Hurricane Maria. At March 31, 45% of Domlec's pre-Hurricane Maria customer base had access to electricity with 31% connected to the grid. Domlec continues to assess the rate of connections and load growth.

Operating cost is being closely monitored as the company pursues activities geared at the restoration of its distribution network and its generation facilities.

The company projects a loss before tax at year end.

The company continues to pursue value for money in its operations by effectively managing spending on both operating and capital expenditure, more particularly in the aftermath of Hurricane Maria.

3. Disclosure about Risk Factors.

Provide a discussion of the risk factors that may have an impact on the results from operations or on the financial conditions. Avoid generalised statements. Typical risk factors include untested products, cash flow and liquidity problems, dependence on a key supplier or customer, management inexperience, nature of business, absence of a trading market (specific to the securities of the reporting issuer), etc. Indicate if any risk factors have increased or decreased in the time interval between the previous and current filing.

Financial Risk

The Company's activities expose it to a variety of financial risks: market risk (including foreign exchange, price risk, cash flow and interest rate risk, liquidity, credit risk and underinsurance risks). The Company's overall risk management policy is to minimise potential adverse effects on its financial performance and to optimise shareholders' value within an acceptable level of risk.

Risk management is carried out by the Company's management under direction from the Board of Directors.

The Company's exposure and approach to its key risks are as follows:

(a) Market risk

(i) Foreign currency risk

This is the potential adverse impact on the Company's earnings and economic value due to movements in exchange rates.

Foreign exchange risk arises when future commercial transactions or recognised assets or liabilities are denominated in a currency that is not the entity's functional currency. The Company trades internationally and is exposed to foreign exchange risk arising from various currency exposures, primarily with respect to the United States Dollar, Euros and the Great Britain Pound (GBP). The exchange rate of the Eastern Caribbean dollar (EC\$) and the United States dollar (US\$) has been formally pegged at EC\$ 2.7=US\$ 1.00 since July 1976.

Management has established a policy requiring the Company to manage its foreign exchange risk against their functional currency. To manage their foreign exchange risk arising from future commercial transaction and recognised assets and liabilities, the Company attempts to enter into transactions that are based largely in United States dollars.

The Company has not entered into forward exchange contracts to reduce its exposure to fluctuations in foreign currency exchange rates.

(ii) Price risk

Commodity price risk is the risk that the value of future cash flows of a financial instrument will

4. Legal Proceedings.

A legal proceeding need only be reported in the ECSRC – OR filed for the period in which it first became a reportable event and in subsequent interim reports in which there have been material developments. Subsequent Form ECSRC – OR filings in the same financial year in which a legal proceeding or a material development is reported should reference any previous reports in that year. Where proceedings have been terminated during the period covered by the report, provide similar information, including the date of termination and a description of the disposition thereof with respect to the reporting issuer and its subsidiaries.

THE EASTERN CARIBBEAN SUPREME COURT
IN THE HIGH COURT OF JUSTICE
COMMONWEALTH OF DOMINICA
DOMHCV 52 OF 2016

BETWEEN:

Dominica Electricity Services Ltd.
Applicant

AND

The Independent Regulatory Commission
Respondent

An application for judicial review was filed in the High Court on December 30th 2015. The IRC filed a notice of objection to the application and the matter was last scheduled to be heard on the 21st, 22nd and 23rd days of November 2017.

5. Changes in Securities and Use of Proceeds.

- (a) Where the rights of the holders of any class of registered securities have been materially modified, give the title of the class of securities involved. State briefly the general effect of such modification upon the rights of holders of such securities.

No securities held

(a) Where the use of proceeds of a security issue is different from that which is stated in the registration statement, provide the following:

- Offer opening date (provide explanation if different from date disclosed in the registration statement)

N/A

- Offer closing date (provide explanation if different from date disclosed in the registration statement)

N/A

- Name and address of underwriter(s)

N/A

- Amount of expenses incurred in connection with the offer

N/A

- Net proceeds of the issue and a schedule of its use

N/A

- Payments to associated persons and the purpose for such payments

N/A

(c) Report any working capital restrictions and other limitations upon the payment of dividends.

None

6. Defaults upon Senior Securities.

- (a) If there has been any material default in the payment of principal, interest, a sinking or purchase fund instalment, or any other material default not satisfied within 30 days, with respect to any indebtedness of the reporting issuer or any of its significant subsidiaries exceeding 5 per cent of the total assets of the reporting issuer and its consolidated subsidiaries, identify the indebtedness. Indicate the nature of the default. In the case of default in the payment of principal, interest, or a sinking or purchase fund instalment, state the amount of the default and the total arrears on the date of filing this report.

No senior securities held

- (b) If any material arrears in the payment of dividends have occurred or if there has been any other material delinquency not satisfied within 30 days, give the title of the class and state the amount and nature of the arrears or delinquency.

None

7. Submission of Matters to a Vote of Security Holders.

If any matter was submitted to a vote of security holders through the solicitation of proxies or otherwise during the financial year covered by this report, furnish the following information:

- (a) The date of the meeting and whether it was an annual or special meeting.

None

- (b) If the meeting involved the election of directors, the name of each director elected at the meeting and the name of each other director whose term of office as a director continued after the meeting.

NA

- (c) A brief description of each other matter voted upon at the meeting and a statement of the number of votes cast for or against as well as the number of abstentions as to each such matter, including a separate tabulation with respect to each nominee for office.

NA

- (d) A description of the terms of any settlement between the registrant and any other participant.

NA

- (e) Relevant details of any matter where a decision was taken otherwise than at a meeting of such security holders.

NA

8. Other Information.

The reporting issuer may, at its option, report under this item any information, not previously reported in a Form ECSRC – MC report (used to report material changes), with respect to which information is not otherwise called for by this form, provided that the material change occurred within seven days of the due date of the Form ECSRC-OR report. If disclosure of such information is made under this item, it need not be repeated in a Form ECSRC – MC report which would otherwise be required to be filed with respect to such information or in a subsequent Form ECSRC – OR report.

NONE

1. Financial Statements

Dominica Electricity Services Limited

UN-AUDITED BALANCE SHEET

AS AT MARCH 31, 2018

(expressed in Eastern Caribbean Dollars)

	March 2018	March 2017	December 2017
Assets			
Non-current assets			
Property, plant and equipment	143,125,452	138,167,623	135,646,128
	143,125,452	138,167,623	135,646,128
Current assets			
Cash and cash equivalents	7,258,650	10,767,467	11,374,587
Trade and other receivables	11,355,416	16,087,998	13,525,019
Inventories	10,942,396	9,492,834	11,946,513
Corporate tax recovery	1,233,057	-	1,233,057
	30,789,520	36,348,299	38,079,176
	173,914,972	174,515,922	173,725,304
Equity			
Share capital	10,417,328	10,417,328	10,417,328
Retained earnings	74,435,811	94,055,807	80,542,803
	84,853,139	104,473,135	90,960,131
Non-current liabilities			
Borrowings	35,151,148	20,799,780	30,151,149
Customers' deposit	3,706,494	3,729,944	3,701,273
Demand promissory note	2,716,900	-	2,716,900
Deferred credit	11,129,277	11,753,107	11,241,237
Deferred tax liability	17,500,904	19,668,060	17,242,323
Capital Grant	-	86,850	-
	70,204,723	56,037,741	65,052,882
Current liabilities			
Trade and other payables	10,880,027	9,784,478	10,821,311
Due to related party	2,319,085	257,424	1,232,983
Corporation tax	-	(249,494)	-
Current portion of borrowings	5,657,997	4,212,638	5,657,997
	18,857,110	14,005,046	17,712,291
	173,914,972	174,515,922	173,725,304

Dominica Electricity Services Limited

UN-AUDITED STATEMENT OF INCOME

FOR THE QUARTER ENDED MARCH 31, 2018

(expressed in Eastern Caribbean dollars)

	March 2018 \$	March 2017 \$	December 2017 \$
Revenue			
Energy sales	7,423,810	21,448,704	72,532,565
Operating Expenses			
Fuel	2,701,358	7,015,125	24,797,980
Generation	1,175,840	3,139,883	8,520,317
General	2,597,779	3,282,597	15,158,079
Distribution	2,419,581	2,471,992	9,081,525
Insurance	787,056	761,771	1,825,031
Depreciation	3,297,118	3,204,266	11,225,930
	12,978,730	19,875,636	70,608,862
Operating income	(5,554,920)	1,573,068	1,923,703
Finance and other income	105,922	147,531	1,171,717
Finance and other costs	(399,410)	(343,132)	(14,793,215)
Income before taxation	(5,848,410)	1,377,467	(11,697,795)
Taxation	(258,582)	(344,366)	2,343,090
Net income being comprehensive income for the year	(6,106,992)	1,033,101	(9,354,705)
Basic and diluted earnings per share (cents)	(0.59)	0.10	(0.90)

DOMINICA ELECTRICITY SERVICES LIMITED

UN-AUDITED STATEMENT OF CHANGES IN SHAREHOLDER'S EQUITY

FOR THE QUARTER ENDED MARCH 31, 2018

(expressed in Eastern Caribbean Dollars)

Share capital	March 2018	March 2017	December 2017
Ordinary shares, beginning and end of period	10,417,328	10,417,328	10,417,328
Retained earnings			
At beginning of period	80,542,803	93,022,706	93,022,706
Net income/(loss) for the period	(6,106,992)	1,033,101	(9,354,705)
Ordinary dividends (declared)			(3,125,198)
At end of period	74,435,811	94,055,807	80,542,803
Shareholders' equity, end of period	84,853,139	104,473,135	90,960,131

Dominica Electricity Services Limited

UN-AUDITED STATEMENT OF CASH FLOW FOR THE QUARTER ENDED MARCH 31, 2018

(expressed in Eastern Caribbean Dollars)

	March 2018	March 2017	December 2017
	\$		
Cash flows from operating activities			
Net income/(loss) before tax	(5,848,409)	1,377,467	(11,697,795)
Adjustments for:			
Depreciation	3,297,118	3,204,266	11,225,930
Loss/(Gain) on foreign exchange	26,521	(999)	(22,159)
Loss/(Gain) on disposal of property, plant and	(42,500)	2	13,421,632
Provision for inventory obsolescence	37,500	37,500	739,042
Finance costs	441,910	343,130	1,371,583
Amortization of deferred revenue	(132,443)	(113,081)	(629,342)
Amortization of capital grants	-	(33,450)	(120,299)
Net change in provision for other liabilities and charges	320,420	628,797	1,382,364
Operating income before working capital changes	(1,899,883)	5,443,633	15,670,956
Decrease/(increase) in receivables and prepayments	2,169,603	(3,272,803)	(709,824)
Decrease/(increase) in inventories	966,617	(94,337)	(3,249,558)
Increase/(decrease) in accounts payable and accruals	(288,225)	(745,942)	(441,514)
Increase in due from related party	1,086,102	102,800	3,795,259
Cash generated from operations	2,034,214	1,433,352	15,065,319
Finance cost paid	(441,910)	(343,130)	(1,371,583)
Income tax paid	-	(1,557,362)	(2,279,206)
Net cash from operating activities	1,592,304	(467,141)	11,414,530
Cash flows from investing activities			
Purchase of property, plant and equipment	(10,776,443)	(3,245,753)	(22,167,552)
Proceeds on disposal of property, plant and equipment	42,500	-	-
Net cash used in investing activities	(10,733,943)	(3,245,753)	(22,167,552)
Cash flows from financing activities			
Proceeds from borrowings	5,000,000	-	13,585,500
Dividends paid	-	-	(3,125,198)
Repayment of borrowings	-	(1,375,080)	(4,163,852)
Customers' contribution	20,482	2,082,016	2,086,406
Customers' deposits	5,221	29,348	677
Net cash generated from/(used in) financing activities	5,025,703	736,284	8,383,533
Net increase/(decrease) in cash and cash equivalents	(4,115,937)	(2,976,610)	(2,369,490)
Cash and cash equivalents, beginning of period	11,374,587	13,744,077	13,744,077
Cash and cash equivalents, end of period	7,258,650	10,767,467	11,374,587

Notes to the Financial Statement for the Quarter ending March 31, 2018

General Information

Dominica Electricity Services Limited (the Company), was incorporated as a public limited liability company on April 30, 1975 and is domiciled in the Commonwealth of Dominica. The Company operates in a fully liberalised sector under the Electricity Supply Act of 2006. Under the Act, an Independent Regulatory Commission (the commission) is vested with broad regulatory oversight over all aspects of the energy sector. The Company's operations are regulated by the Commission. The principle activity of the Company includes the generation, distribution and transmission of electricity.

The Company is listed on the Eastern Caribbean Stock Exchange and falls under the jurisdiction of the Eastern Caribbean Regulatory Commission.

Dominica Power Holding Limited, a subsidiary of Emera (Caribbean) Incorporated, owns 52% of the ordinary share capital of the Company. The ultimate parent of the Company is Emera Inc., an energy and services company registered in Canada.

The Dominica Social Security owns 21% of the ordinary share capital, while 27% is held by the general public.

The registered office and principal place of business of the Company is located at 18 Castle Street, Roseau, Commonwealth of Dominica.

Basis of preparation

The financial statements of the Company have been prepared in accordance with International Financial Reporting Standards (IFRS) as issued by the International Accounting Standards Board (IASB) and under the historical cost convention, as modified by the revaluation of available-for-sale financial investments.

The preparation of financial statements in conformity with IFRS requires the use of certain critical accounting estimates. It also requires management to exercise its judgement in the process of applying the Company's accounting policies. The areas involving a higher degree of judgement or complexity, or areas where assumptions and estimates are significant to the financial statements are disclosed in Note 4.